


Doxy.me Troubleshoot for Computers/Laptops



Enter your clinician's room name:

Enter Room

Requirements to use Doxy.me

- Webcam
- Microphone
- Stable internet connection (Wifi or Ethernet)



Google Chrome

<https://www.google.com/chrome/>

or



Mozilla Firefox

<https://www.mozilla.org/en-US/firefox/>

Author Comments

- It is your preference to use either Google Chrome or Mozilla Firefox for [Doxy.me](#)
- You will encounter issues if you use web browsers outside of Google Chrome or Mozilla Firefox.
- Download links are provided for your convenience.

Meeting your provider in Doxy.me



[Dr. Zollinger](#)



[Dr. Muir](#)



[Dr. Burns](#)



[Dr. Baumgartner](#)



[Arlo Schenk, APRN](#)



[Andrew Bader, PA-C](#)



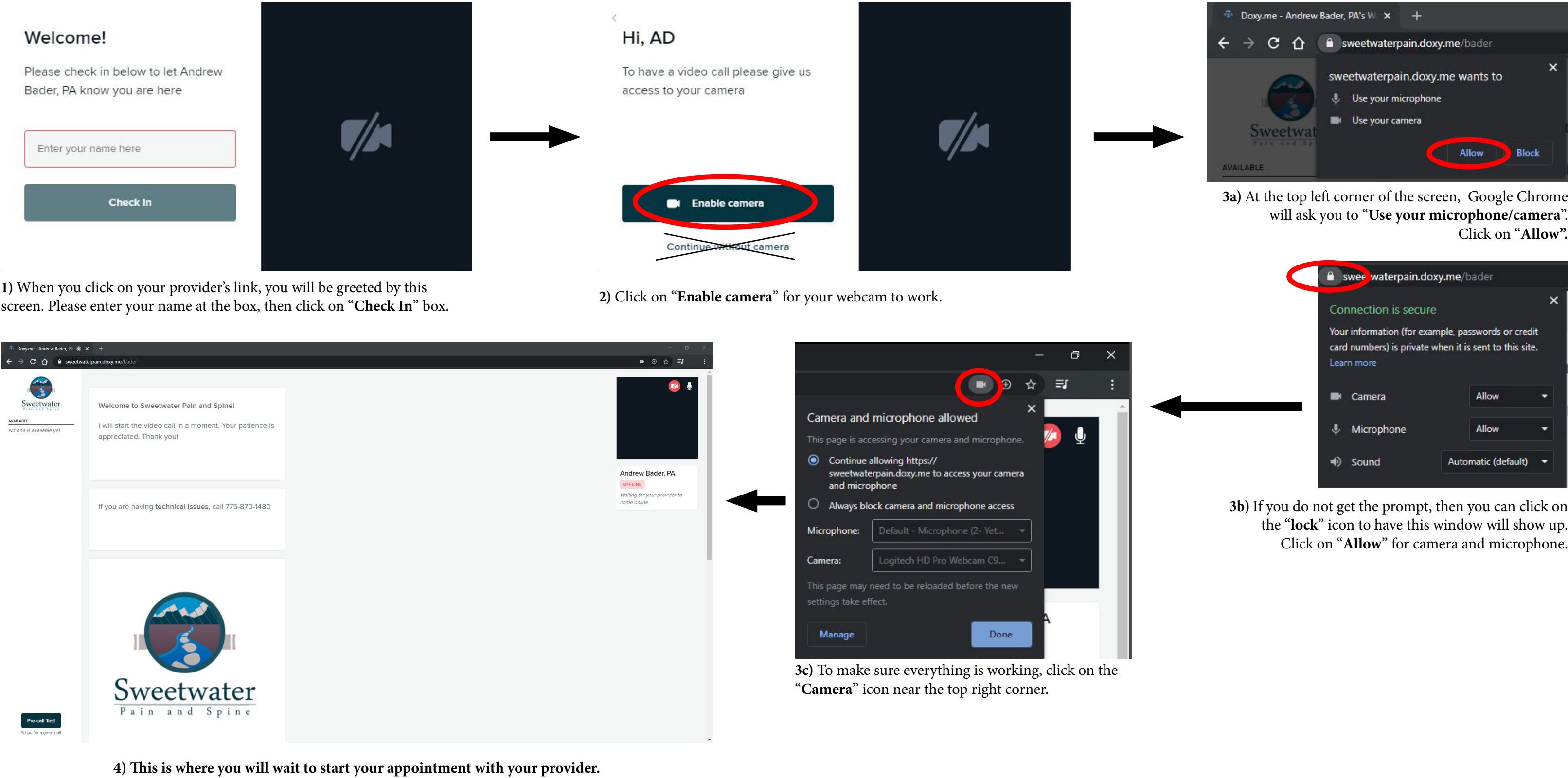
[Katrina Baren, APRN](#)

Click on the provider that you are meeting for your telemedicine appointment.
Please refer to the next following pages on how to use Doxy.me on Google Chrome or Mozilla Firefox.

Author Comments

- You can go to sweetwaterpain.com → [TELEMEDICINE](#) (which is located at the top of the screen).

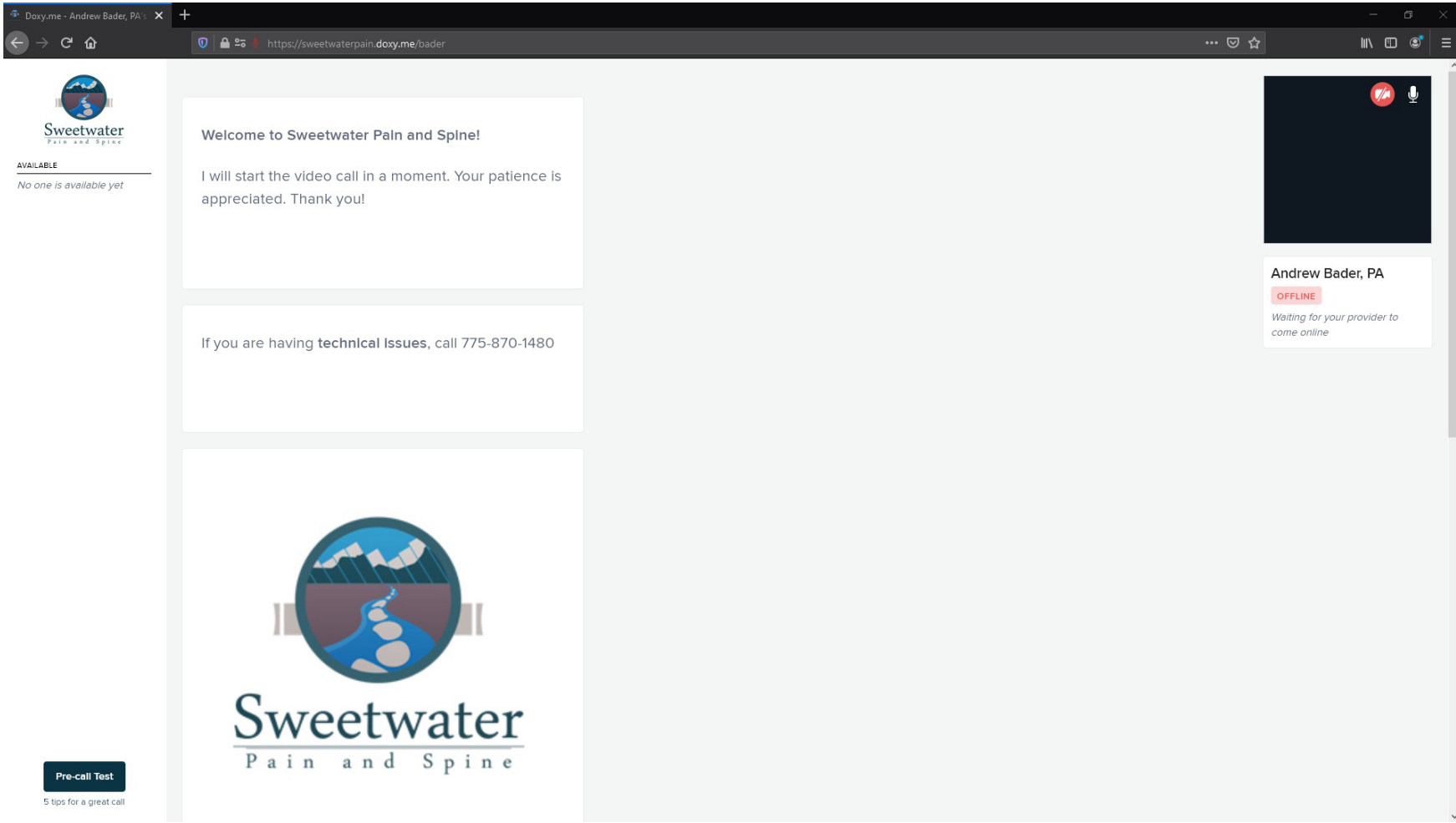
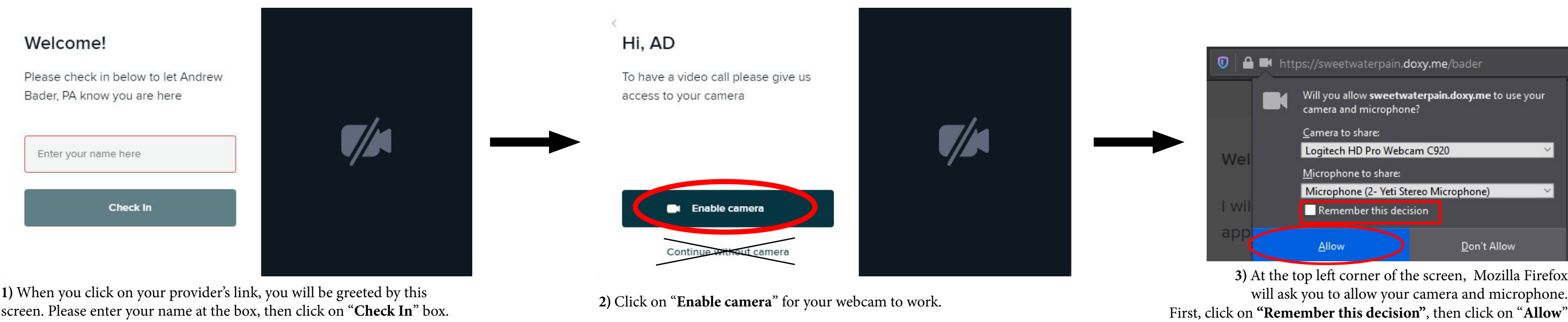
How to use Doxy.me for the first time (Google Chrome)



Author Comment

- This is a YouTube video that will visualize the process: [Checking in as a Patient](#)

How to use Doxy.me for the first time (Mozilla Firefox)



4) This is where you will wait to start your appointment with your provider.

Author Comment

- This is a YouTube video that will visualize the process: [Checking in as a Patient](#)